



## Overhead Contract Door Controls



FM 00401



EMS 66705

When specifying a product from Ingersoll Rand Security Technologies you can be assured that an uncompromising attention to detail has been given to every stage of design and manufacture. This ensures that its products and systems meet the highest possible quality and conformity certifications and exceed the requirements of all applicable European Standards.

A global leader in every sense of the word, Ingersoll Rand Security Technologies has an unrivalled track record in satisfying the demands of architects, designers, specifiers and building contractors throughout the world.

Ingersoll Rand Security Technologies manufactures a portfolio of market leading products, including Briton, the UK's number one brand of door controls. The Briton name is synonymous with high quality design, reliability and durability and is at the forefront of supplying products that meet the new European CPD requirements, such as one of the first ranges of CE marked fire exit hardware and door controls.



## Briton

Door hardware and security products

## Normbau

Coloured nylon design systems

## Randi

Scandinavian stainless steel design systems

## CISA

Hotel locking and security systems

In addition, Ingersoll Rand Security Technologies produces a wide selection of contemporary door hardware, including Randi, an architect-designed suite of stainless steel door furniture and bathroom fittings, manufactured at its factory in Denmark.

An extensive series of coloured nylon and stainless steel products are manufactured in the company's German facility under the Normbau brand. The range incorporates lever and pull handles as well as complementary accessories, a comprehensive railing system and products for people with special needs.

Manufactured in Italy and designed to suit even the most demanding professional requirements in the security sector, Ingersoll Rand Security Technologies' CISA range incorporates traditional hardware products, hotel locks and advanced access control systems with 'smart card' .

# Briton Overhead Door Closers

The Briton overhead door closer range provides a multi-level approach to door closing solutions to suit all projects, door applications and budgets. From the simplicity of a mechanical non-fire door closer for basic functionality, to a microprocessor controlled low energy operator for special applications e.g. for doors required to satisfy Part M of the Building Regulations, there are Briton products to meet your needs.



## Level 5 - Electromagnetic & Low Energy Operators

Refer to Briton 2130 Series, Briton 996 Series and Briton 2500 Series product information

## Level 4 - Severe Heavy Duty Mechanical Door Controls

Refer to Briton 2130 Series and LCN 4000 Series product information

## Level 3 - Heavy Duty Mechanical Door Controls

Refer to Briton 2100 Series product information & Briton 2000 Series on page 3 of this brochure

## Level 2 - Medium Duty Mechanical Door Controls - with options

Refer to the Briton 1100 Series on page 7 of this brochure

## Level 1 - Low-Medium Duty Mechanical Door Controls - no options

Refer to the Briton 121 Series on page 11 of this brochure

The Briton Contract Series has been created to offer a comprehensive package of door closers at Levels 1 - 3, to suit a wide variety of door applications. The Series combines engineering quality, good looks and a range of cost options, with three performance levels, a range of cover options and over 20 finishes – to create a truly versatile range of door closing solutions.

### Level 3 - Briton 2000 Series

The complete Briton 2000 Series offers adjustable and fixed power sizes providing a comprehensive package of solutions to suit most door closing applications.

- Fully certified to EN1154, EN1634, CE Marked and Certifire Approved CF111
- Fixed power sizes 3 & 4 (Briton 2003 & 2004) with Regular, Parallel and Track arm variants
- Adjustable power sizes 1 - 4 (Briton 2003V) with Regular and Parallel arm variants designed to meet the requirements of BS8300
- **Xact-Fit** installation system for Briton 2003 and 2004
- Award-winning '**Accufit**' installation system used on Briton 2003V
- Best selling **Classic** 'C' cover – with colour-matched armsets
- Range of over 20 finishes
- Ability to suite with Briton 2100 Series for door sizes greater than 1100mm or applications requiring delayed action



Briton 2003 with track arm

### Level 2 - Briton 1100 Series

The Briton 1100 Series is designed to provide a mid-range product with the choice of the most popular options, in a concise, cost-effective package.

- Fully certified to EN1154, EN1634, CE Marked and Certifire Approved CF388
- Fixed power size 3 (Briton 1110T) with Track arm variant
- Template adjustable power sizes 2-4 (Briton 1110), adjustable power sizes 2-4 with backcheck (Briton 1120B) and adjustable power sizes 2-6 with backcheck (Briton 1130B) all with Regular and Parallel arm variants
- 2 trimplate finishes, SES and GES with matching armsets
- 2 full cover options in a variety of finishes



Briton 1100 Series

### Level 1 - Briton 121 Series

The Briton 121 Series provides a compact door closer – to suit fire doors and non fire doors. This series is an ideal solution for low traffic areas, where doors need to be self closing, for either fire protection or convenience.

- Fully certified to EN1154, EN1634 and CE Marked (Briton121CE - for fire doors)
- Non-Fire Door variant also available (Briton 121)
- Fixed power size 3 (121CE for fire doors) or template adjustable power sizes 2-4 (121 for non-fire doors)
- Regular arm variant – with optional parallel and hold open arms available
- Range of 4 finishes with matching armsets



Briton 121



The door closer you specify on a fire door can be an important link in the security and safety of the building and its occupants. It is an essential element in controlling the spread of fire and smoke, to enable safe evacuation.

To be effective therefore a fire door must close firmly and securely into the frame and be held there until the intumescent seal is activated, leaving no escape route for flames or deadly smoke.

And it must do this **every time** the door is opened.

Door closers are used for a number of reasons:

- to maintain security on external doors by ensuring the door remains closed or locked after each use.
- to sustain a weather seal on external doors when closed.
- to retain privacy on internal doors.
- to prevent smoke/fire from spreading, maintaining the integrity of designated fire doors.

### Design Considerations

**Door size & weight** - The closer power must be adequate to fully close the door on which it will be used. A table of closer power/door sizes can be found on the product selector chart for each door closer series.

**External applications** - External conditions are subject to wide variations in wind pressure which will affect the door closing function. Adjustable power closers are recommended in these situations.

**Schools & prisons** - Areas renowned for misuse and abuse where the arms can be used as a means of recreation or in extreme cases as a weapon or for self inflicted harm. For these situations non-projecting track arm closers are the ideal solution.

**Accessible routes** - In terms of accessibility, a fire door represents a significant physical barrier to many people, particularly those with disabilities. Careful consideration must be given to entrance, corridor and individual room doors - which form the accessible route within a building - in order to meet the best practice guidance on maximum door opening forces.

**Smoke & draught seals** - The use of seals on external doors and on internal fire doors is commonplace. Because the closer must overcome these seals it is important to specify seals that offer minimum resistance.



In view of the complex nature of these conflicting performance requirements we strongly recommend you discuss any individual cases with our Technical Services Department on **0800 834 102**.

## Briton 2000 Series

The Briton 2000 Series of closers includes the UK's No.1 door closing product, the Briton 2003. It is a compact range of small bodied, fixed strength closers in sizes 3 and 4 and a variable power closer in sizes 1 to 4.

When the situation of use and the door size and weight is known, fixed strength closers provide an economic solution. With little on-site adjustment needed, installation is quick and trouble-free.

The adjustable power 2003V provides the flexibility to 'fine tune' the closing power of the door control in order to achieve the low 'opening forces' necessary to satisfy the requirements of Approved Document M of The Building Regulations and the guidance of BS 8300 in relation to the Disability Discrimination Act (DDA).



*2003.T with classic cover in satin stainless steel (SS) finish with matching track and arm*



*The Briton 2003 and 2004 have fixed strength but without compromising quality or performance.*



Designed to and fully compliant with EN 1154 and 'best practice' codes for performance, reliability and safety. (See page 16 for more information)



CF111



Optional hold open armset with sturdy cam action knuckle allows the door to be held in the open position for convenience (**not to be used on fire door applications**)

Stylish flatarm in finish to match door closer cover

The mechanism is safety valve protected to prolong the life of the closer against abuse and misuse

Cast aluminium body

**Classic** fabricated cover conceals fixings and adjustment screws, reducing the risk of vandalism. Available in a range of architectural finishes with matching arms or track to complement a variety of door hardware ranges (see page 15)

Forged, heat treated and ground steel piston for rugged durability

Briton badge of authenticity

Separate latch action and closing speed adjustment provides total accuracy of adjustment of the full closing cycle

High quality hydraulic fluid with in-built temperature compensation ensuring reliable operation in temperatures from -15°C to +40°C

Steel rack and pinion mechanism is heat treated for strength and durability

Precision needle roller bearings for optimum performance and efficiency

**Xact Fit** template increases the accuracy of installation and helps to reduce installation time



# Briton 2000 Series



Briton 2003.T with track arm

The Briton 2000 Series is a compact range of fixed strength, small bodied closers which have a long history of specification throughout the world. Built to the exacting standards which epitomise a Briton door control the Briton 2000 Series features a 'low-tac' fixing template to simplify and speed up installation using the 'X-act Fit' process.

In addition to the fixed power closers, the new 2003V variable power unit can be adjusted between power sizes 1 - 4 and is designed specifically to meet the requirements of Approved Document M of the Building Regulations.

- High efficiency closer capable of meeting the closing force requirements of EN 1154 for fire door applications and the maximum opening force requirements for DDA applications (see note below)
- Fully adjustable down to power size 1 to minimise opening force requirements on non-fire rated doors
- Will directly retrofit existing 2003 units, utilising the unique 'Accufit' method of installation

*Note: actual opening and closing forces measured on a door are subject to many external influences including hinge friction, smoke and draught seals, lock latches and differential air pressure. Whilst the closing device will meet the required figures, compliance with the standard will depend on each application.*

Classic covers available across the Briton 2000 and 2100 Series



The Briton 2000 Series can be fully suited with the heavy duty adjustable closers of the Briton 2100 Series complete with Classic covers, making it a truly comprehensive and integrated package of door controls (see pages 6 & 17 for further information).

The Briton 2000 Series and 2100 Series are available in the same high quality finishes. Supplied with matching arms and brackets, both are available in satin stainless steel, polished stainless steel, polished brass and a range of powder coated finishes including metallic colours and colours to match Normbau Nylon hardware. See page 16 for further information.

## Product selector

product features		product references Briton 2000 Series				product references Briton 2100 Series			
closer size	max. door size width - weight	2003	2003V	2004	2003.T	2130B	2130BD	2130B.T	2130B.TE
1	750mm - 20kg		●						
2	850mm - 40kg		●			●	●	●	
3	950mm - 60kg	●	●		●	●	●	●	●
4	1100mm - 80kg		●	●		●	●	●	●
5	1250mm - 100kg					●	●		
6	1400mm - 120kg					●	●		
main features		2003	2003V	2004	2003.T	2130B	2130BD	2130B.T	2130B.TE
CE Marked		●	●	●	●	●		●	●
Self adhesive low-tac template		●	●	●	●	●	●	●	●
Fixed power or adjustable		fixed	adjust.	fixed	fixed	adjust.	adjust.	adjust.	adjust.
Power adjustment method		n/a	wind thru	n/a	n/a	wind thru	wind thru	wind thru	wind thru
Angle of opening/controlled closing		180°	180°	180°	180°	180°	180°	180°	110°
Separate latch action/closing speed		●	●	●	●	●	●	●	●
Adjustable backcheck			●			●	●	●	●
Adjustable delayed action							●		
In-built temperature compensation		●	●	●	●	●	●	●	●
Manual hold open option		●	●	●		●	●		
Non projecting slide track arm set					●			●	●
Matching track and/or arm finish		●	●	●	●	●	●	●	●
Tri-pack for Fig.1, Fig.61 & Fig.66		●	●	●		●	●	●	●
Non handed, for LH or RH applications		●	●	●	●	●	●	●	●
Cover options (Classic)		●	●	●	●	●	●	●	●



The Briton 2000 Series door closers are successfully type tested and independently certified for conformity to all the requirements of EN 1154. They are CE marked and coded as shown opposite (Figures in brackets indicate the range of codings where the higher numbers indicate a higher rating).

For further information on EN 1154 and CE please see page 16.

CE marking applies to closers used in Fig.1 and Fig.61 applications (see page 14).

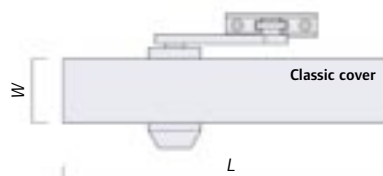
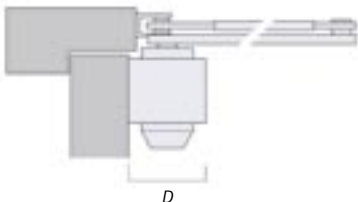
For all other applications, including Fig.66, please call our Technical Services Department on **0800 834 102**

	EN classifications range shown in brackets					
	(3/4)	(8)	(1-7)	(0/1)	(1)	(0/4)
2003	4	8	3	1	1	3
2003.T	4	8	3	1	1	3
2003V	4	8	1-4	1	1	3
2004	4	8	4	1	1	3
2130B	4	8	2-6	1	1	3
2130B.T	4	8	2-4	1	1	3
2130B.TE	3	8	3-4	1	1	3

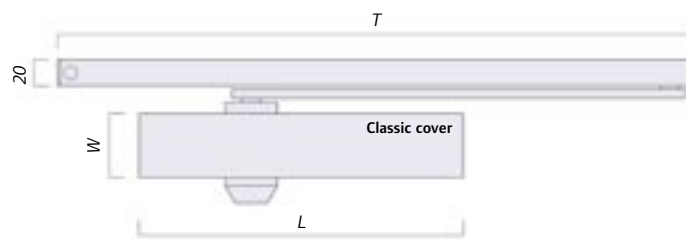
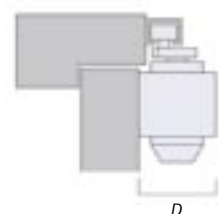
**PLEASE NOTE, The following items are NOT CE marked:**

**Briton 2130BD  
Hold-Open armsets**

	EN classifications range shown in brackets					
	(3/4)	(8)	(1-7)	(0/1)	(1)	(0/4)
2130BD	4	8	2-6	0	1	3



closer ref:	closer dimensions (mm)			
	(L)	(W)	(D)	(T)
2002, 2002.T, 2003 2003V, 2003.T, 2004	249	48	59	490
2130B, 2130BD 2130B.T	310	55	66	490
2130B.TE	310	55	66	578



## Briton 1100 Series



*Briton 1110 adjustable closer with trimplate*

### Briton 1100 Series

The Briton 1100 Series is a fully suited, comprehensive series of 'mid-range' trimplate closers. This series of closers, in three body sizes and two cover options, offers a uniform appearance across a broad range of applications, all sharing the characteristics of quality, performance and reliability associated with a Briton door closer.

Briton 1100 Series door closers can be specified with confidence on any 'Medium Duty' application.



*Briton 1120B shown with stainless steel cover and flat armset.*

Designed to and fully compliant with EN 1154 and 'best practice' codes for performance, reliability and safety (see page 16 for more information)



Snap joint arm for quick and easy installation and future maintenance

Optional hold open armset allows the door to be held in the open position for convenience (**not to be used on fire door applications**)



Screw thread arm set manufactured from forged steel for additional strength and durability

Supplied with Tri-pack armset suitable for Fig.1, Fig.61, and Fig.66 applications (see page 14 for details)

All-over cover option to conceal all fixings and adjustment screws providing a neat appearance and reducing the risk of vandalism and tampering

High quality silicon chrome alloy steel used for the coil spring

High quality hydraulic fluid for optimum performance and long life with temperature compensation from -15°C to +40°C

Precision needle roller bearings allied with rack and pinion mechanism provides efficient operation and high levels of durability


Trimplate option is a simple and cost effective means of concealing fixing and adjustment screws reducing the risk of vandalism and tampering

Separate latch action and closing speed adjustment provides total accuracy of adjustment of the full closing cycle.

Adjustable strength backcheck (1120B & 1130B) minimises the risk of damage to the door, its hardware and the surrounding structure



# Briton 1100 Series



*Briton 1110, 1110T, 1120B and 1130B shown with trimplate and all-over Classic cover options*

The Briton 1100 Series is designed to provide a mid-range product with the choice of the most popular options, in a concise, cost-effective package. The Briton 1100 Series is a simple system which comprises 3 body sizes, each available as standard with a slide-in trimplate or with optional all-over covers.

Note: All covered variants have a flatarm as standard. The SES variant has an optional threaded arm (as shown).

### Finish Options

The Briton 1100 Series is available as standard in a silver or gold sprayed finish with matching arms and bracket (or slide track). The silver sprayed trimplate versions are also available with a black armset.

The Briton 1100 Series is also available with a flatarm armset and alternative *Classic* all-over cover in a range of high quality metallic finishes. Please contact Ingersoll Rand Security Technologies for further details.



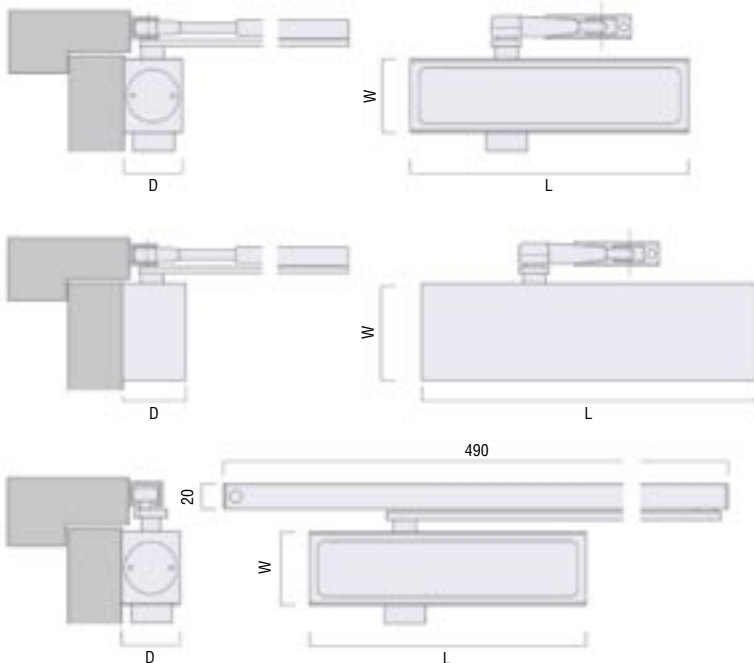
*Right, Briton 1110T track closer with optional all-over Classic cover in silver finish with matching arm and track (SES)*

*Left, architectural finishes are available for Briton 1100 Series*



## Product selector

product features		product references			
closer size	max. door size width - weight	1110	1110.T	1120B	1130B
1	750mm - 20kg				
2	850mm - 40kg	●		●	●
3	950mm - 60kg	●	●	●	●
4	1100mm - 80kg	●		●	●
5	1250mm - 100kg				●
6	1400mm - 120kg				●
main features		1110	1110.T	1120B	1130B
CE Marked		●	●	●	●
Body size		small	small	medium	large
Fixed power or adjustable		adjustable	fixed	adjustable	adjustable
Power adjustment method		template	n/a	wind thru	wind thru
Angle of opening		180°	180°	180°	180°
Separate latch action/closing speed		●	●	●	●
Adjustable backcheck				●	●
Manual hold open option		●		●	●
Non projecting slide track variant			●		
Matching track and/or arm finish		●	●	●	●
Tri-pack for Fig.1, Fig.61 & Fig.66		●		●	●
Non handed, for LH or RH applications		●	●	●	●
Trimplate with matching arms		1110.xx	1110.T.xx	1120B.xx	1130B.xx
Trimplate with black arms		1110.SE	1110.T.SE	1120B.SE	1130B.SE
All over cover with matching arms		1110.C.xx	1110.T.C.xx	1120B.C.xx	1130B.C.xx



Dimensions (mm)		1110 1110.T	1120	1130
Trimplate	length (L)	207	236	291
	width (W)	60	60	60
	depth (D)	38.5	38.5	48
'All-over' cover	length (L)	245	245	307
	width (W)	72	72	72
	depth (D)	50	50	60



The Briton 1100 Series door closers are successfully type tested and independently certified for conformity to all the requirements of EN 1154. They are marked with the CE mark and coded as shown below (figures in brackets indicate the range of codings where the higher numbers indicate a higher rating).

For further information on EN 1154 and CE please see page 16.

CE marking applies to closers used in Fig.1 and Fig.61 applications (see page 14).

For all other applications, including Fig.66, please call our Technical Services Department on **0800 834 102**

EN classifications  
range shown in brackets

(3/4) (8) (1-7) (0/1) (1) (0/4)

1110 3 8 2-4 1 1 3

1110.T 4 8 3 1 1 3

1120B 4 8 2-4 1 1 3

1130B 4 8 2-6 1 1 3

**PLEASE NOTE, The following items are NOT CE marked:**

**Hold-Open armsets**

## Briton 121 Series

Briton 121CE



### Briton 121 Series

The Briton 121 Series provides the traditional strengths of the Briton range, its quality of performance, durability and reliability in a compact economy range of fixed strength closers.



The Briton 121 Series comprises 2 compact overhead door closers suitable for the most popular door sizes. It has all the characteristics of performance, durability, functionality and quality that specifiers have come to expect from a Briton door control.



- The Briton 121CE is a fixed strength door closer, power size 3, which is CE Marked, Certifire Approved CF390 and is suitable for fire door applications
- The Briton 121 is template adjustable during installation to suit closer sizes 2 to 4. It is NOT CE Marked and is suitable for use in non-fire door applications only



Both products are covered by a full 10 year warranty

Strip steel armset is pressed for increased rigidity. Armset and bracket supplied is suitable for fixing in Fig.1 and Fig.61. An optional bracket is available for fixing in Fig.66 applications



Optional hold open armset has a cam action knuckle which is suitable for either hand of door. It is adjustable and will hold the door open up to 130°. Fig.66 applications require a special fixing bracket to achieve 130°

**Note: Not to be used on fire door applications**

Separate latch action and closing speed adjustment provides total control of the full closing cycle

Pressure die cast aluminium body has a spray paint finish with matching arms

Hardened and ground steel rack and pinion mechanism for smooth and efficient operation

High quality hydraulic fluid with in-built temperature compensation ensures reliable operation in temperatures from -15°C to +40°C

Non handed design provides 180° opening/controlled closing cycle

### Fixings

Each unit is supplied with detailed installation instructions and fixing packs for timber doorsets.

### Finishes

Briton 121CE and Briton 121 door closers are available in 4 spray painted finishes. All Briton 121 Series door closers are supplied with matching arms and brackets. See page 15 for further information on finishes.



*Briton 121.GES in gold finish with matching arms*

# Briton 121CE & 121



Briton 121.SES in silver finish can be used on non-fire door applications. For all fire door applications please specify Briton 121CE models.



The Briton 121CE door closer is successfully type tested and independently certified for conformity to all the requirements of EN 1154. It is marked with the CE mark and coded as shown below (Figures in brackets indicate the range of codings where the higher numbers indicate a higher rating).

For further information on EN 1154 and CE please see page 16.

EN classifications  
range shown in brackets  
(3/4) (8) (1-7) (0/1) (1) (0/4)

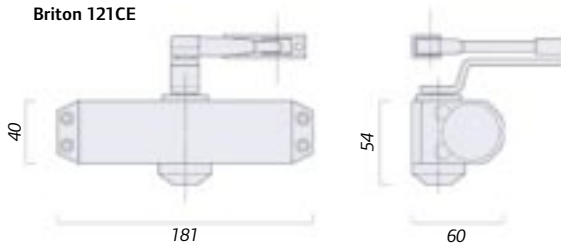
121CE **4** **8** **3** **1** **1** **3**

**PLEASE NOTE, The following items are NOT CE marked:  
Closers fitted in Fig.66 applications  
Hold-Open armsets**

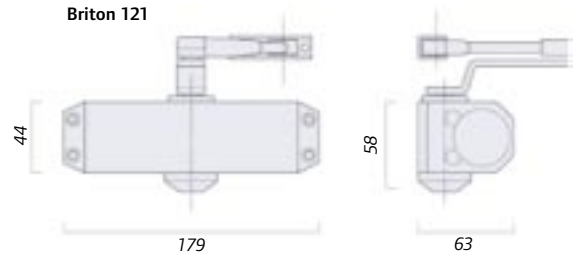
## Product selector

product features		product ref:	
closer size	max. door size width - weight	<b>121CE</b>	<b>121</b>
1	750mm - 20kg		
2	850mm - 40kg		●
3	950mm - 60kg	●	●
4	1100mm - 80kg		●
5	1250mm - 100kg		
6	1400mm - 120kg		
main features		<b>121CE</b>	<b>121</b>
CE Marked		●	
Suitable for fire doors		●	
Fixed strength or adjustable		fixed	adj.
Method of adjustment		fixed	template
Angle of opening		180°	180°
Separate latch action/closing speed		●	●
Manual hold open option		●	●
Matching arm finish		●	●

Briton 121CE

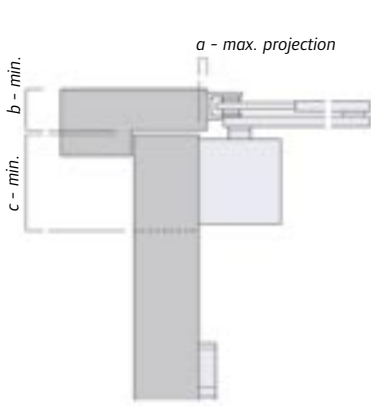


Briton 121

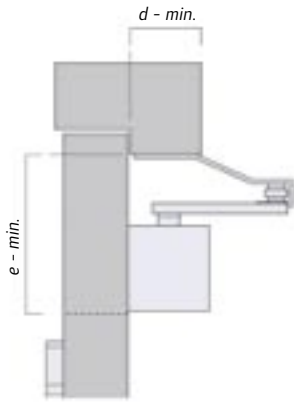


The following illustrations show the dimensional requirements for each individual door closer in the standard applications and track arm applications. All dimensions are in mm.

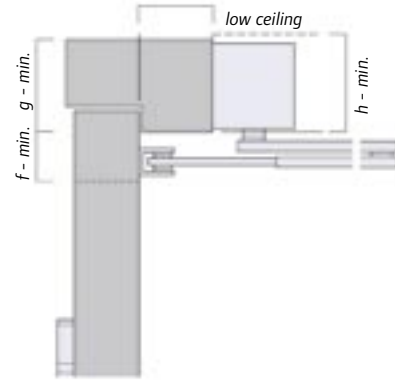
## Projecting Arm Applications



**Application 1**  
closer fixed to 'pull' side of door



**Application 66**  
closer fixed to 'push' side of door

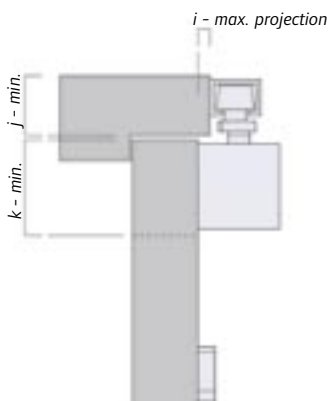


**Application 61**  
closer fixed to transom on 'push side'

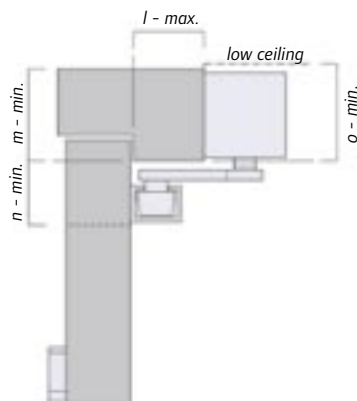
closer reference	cover style	application 1			application 66		application 61		
		a	b	c	d	e	f	g	h
<b>Briton 2003, 2003V, 2004</b>	classic	10	25(38)	50	44	88(100)	28(42)	50	68
<b>Briton 1110, 1120B</b>	trimplate	10	30(30)	68	44	110(123)	30(43)	68	78
<b>Briton 121CE</b>	covered	10	30(30)	80	44	110(123)	30(43)	68	78
	n/a	10	40(40)	50	44	90(110)	40(40)	50	65
<b>Briton 121</b>	n/a	10	35(35)	55	44	90(110)	35(35)	55	70
<b>Briton 2130B, 2130BD</b>	classic	7	28(41)	78	44	94(107)	28(42)	50	68

note: figures in brackets are dimensional variations when used with hold open armstets

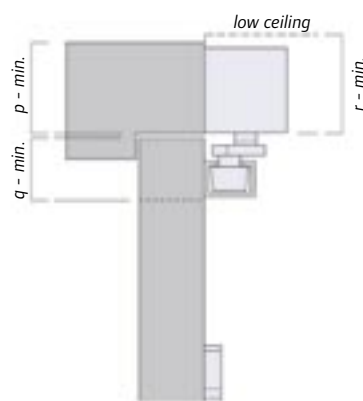
## Track Arm Applications



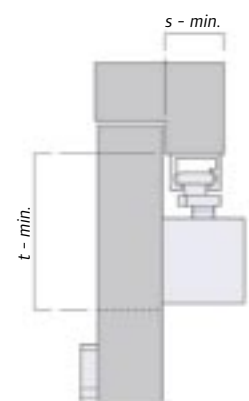
**Application 30 (A)**  
closer fixed to 'pull' side of door



**Application 30 (B)**  
transom mounted on 'push' side of door



**Application 30 (C)**  
transom mounted on 'pull' side of door



**Application 30 (D)**  
closer mounted on 'push' side of door

closer reference	cover style	application 30 (A)			application 30 (B)				application 30 (C)			app'n 30 (D)	
		i	j	k	l	m	n	o	p	q	r	s	t
<b>Briton 2003T</b>	classic	7	41	50	76	50	45	68	68	22	93	-	-
<b>Briton 2130B.T</b>	classic	12	41	55	76	55	45	75	75	22	100	-	-
<b>Briton 2130B.TE</b>	classic	3	51	57	-	-	-	-	-	-	-	32	127
<b>Briton 1110.T</b>	trimplate	3	40	77	50	63	50	72	85	25	95	45	120
	cover	3	40	77	50	63	50	72	85	25	95	45	120

# Briton Finishes

The Briton 2000, 1100 and 121 Series of door closers are available in a wide selection of metallic and coloured finishes which fall into 3 categories

- Metallic finishes
- Solid metal polished finishes
- Powder coated coloured finishes

The powder coated colours are specially formulated to provide a close match to the coloured solid nylon finishes of our Normbau range of door hardware.

## Please note:























All projecting arm closers are supplied as standard with arms and closer body in a matching finish. All track arm closers are supplied with matching arm and track.

The Briton 1100 Series and Briton 121 Series have a sprayed body with powder coated armsets.

'S' after the finish code denotes matching arms.

e.g. SES - Silver with matching arms

SE - Silver with black arms

metallic finishes				
				
satin stainless steel (SSS)	polished stainless steel (PSS)	satin brass (SBS)	polished brass (PBS)	
				
polished chrome plated (PCP)	polished aluminium (PA)			
sprayed finishes				
				
sprayed silver (SES)	sprayed gold (GES)	sprayed brown (BES)	sprayed white (WHS)	
coloured finishes to match Normbau colours				
				
white 19 <b>NWH</b> RAL-DS 000 95 00	manhattan 67 <b>NMG</b> RAL-DS 080 70 05	dark grey 18 <b>NDG</b> RAL-DS 000 35 00	black 16 <b>NBL</b> RAL-DS 000 15 00	
				
yellow 22 <b>NYE</b> RAL-DS 080 80 90	green 13 <b>NGR</b> RAL-DS 160 30 38	red 12 <b>NRE</b> RAL-DS 030 30 45		
				
	slate blue 63 <b>NSB</b> RAL-DS 240 50 15	dark blue 37 <b>NDB</b> RAL-DS 270 20 25		
				
<b>S</b> dark red 35 <b>NDR</b> RAL-DS 010 20 25	<b>S</b> ivory 65 <b>NIV</b> RAL-DS 090 85 10	<b>S</b> blue 11 <b>NBU</b> RAL-DS 270 30 40		


**S** - Special Colours, may be subject to a longer delivery time

Note: Due to the limitations of the printing process please check your choice of finish against actual product.

closer series:	metallic finishes	metallic plated finishes	sprayed finishes	Normbau coloured finishes
<b>2000 Series</b>	PSS SSS PBS SBS	PCP	SES GES BES	all colours to order
<b>1100 Series</b>	PA*	PSS* SSS* PBS*	SES GES	n/a
<b>121 Series</b>	n/a	n/a	SES GES BES WHS	n/a

\* in covered variants only

# Briton EN 1154 Explained



EN 1154 is the European standard for “controlled door closing devices” and, as such, tests mechanical door closer performance. Adopted by EU member states, it became a mandatory requirement for CE marking in 2004. It prescribes the test methodology and subsequent classification of randomly selected production line products. The test data, together with supporting technical evaluation, results in a classification code. This coding allows comparison across a range of closers according to their compliance with the standard.

Door closers for fire doors are covered by a Construction Products Directive mandate. Compliance with EN 1154, supported by suitable evidence, therefore allows the application of the CE mark. All conforming door closers consequently will be marked with their EN 1154 coding and details of the notified certification body.

The ‘flip-side’ to EN1154’s performance focus on minimum closing forces is the maximum opening forces guidance in BS8300. Full information on this, and meeting the accessibility aims of the Disability Discrimination Act, is available in our separate ‘DDA Design Guide’.

## Category of use

Defines the angle from which the closer will close the door in a controlled manner. Grade 3 will control the door from 105°. Most Briton 2000 closers will operate from 180° - Grade 4.

4

(3/4)

## Door size/mass

The number identifies the power size of the closer as defined by the door size and mass. Adjustable power closers are defined by the upper and lower power sizes.

8

(8)

3

(1 - 7)

closer size	max. door size width - weight
1	750mm - 20kg
2	850mm - 40kg
3	950mm - 60kg
4	1100mm - 80kg
5	1250mm - 100kg
6	1400mm - 120kg
7	1600mm - 160kg

1

(0/1)

1

(1)

3

(0 - 4)

## Test Cycles

Included in a 500,000 cycle test as defined by Grade 8 the only grade available. However, most Briton 2000 Series closers have been tested up to 2,000,000 cycles indicating superior durability and extended product life

## Fire Behaviour

Based on the results of fire testing to EN 1634 ensuring the door remains closed under temperatures which can exceed 1000°C. Grade 1 is for closers which are deemed suitable for use on fire doors. Grade 0 are not suitable for use on fire doors.

## Corrosion Resistance

A salt spray test to ascertain corrosion resistance thereby establishing suitability for use in varying environmental conditions. Five grades are identified from 0 (no identified resistance) to 4 (very high resistance). All Briton door closers achieve at least Grade 3 and are suitable for use in wet, polluted environments and most exterior applications

## Safety

The part of the Standard which ensures the operation and suitability of the closer is hazard free. It provides peace of mind that the closer operates without risk to the user. Only Grade 1 is identified.

## Briton certification matrix

● certified performance

\* EN 1155 standard for electrically controlled door operators

\*\*Not 2130BD

	2003 2003V 2004	2003.T	1110 1120B	121CE	121	2130B 2130BD 2130B.T	2130B.TE
EN 1154 (500,000 cycles)	●	●	●	●		●	●
EN 1155*							●
CE Marked	●	●	●	●		●**	●
Certifire Approved	●	●	●	●		●**	●
Extended testing (2,000,000 cycles)	●					●	●
EN 1634 fire test (up to 2 hours)	●	●	●	●		●	●

## Briton Other Door Controls



Above; Briton 2500 low energy operator



Briton LCN 4011 door closer

Briton 2130 with cover options 'L' & 'S'



Below; Briton 996 electromagnetic hold-open/swing-free door control



The Briton 2500 is a power assisted, low energy swing door operator that allows users total freedom from manual door operation. It is estimated that some 14 million people in the UK experience some form of mobility difficulty, whether they are permanently disabled, temporarily hampered by injury or pregnancy, pushchairs or luggage, or becoming frail through normal aging. Briton 2500 is designed to provide safe and easy access for all users and can be installed on new or existing internal and external doors.

The Briton 2500 meets the requirements of Approved Document M and BS8300.

Briton LCN 4000 Series holds a deserved reputation for providing door control solutions for the most demanding applications. With a unique combination of cast iron bodied closers, 'oversized' hardened steel pistons and forged steel arms, Briton LCN closers are renowned for their durability and reliability in the most extreme conditions.

With closers tested in excess of 10 million cycles during independently verified tests, the Briton LCN 4000 Series closers are eminently suited to 'Severe Heavy Duty' applications.

The Briton 2100 Series of door controls has been created to offer a comprehensive package of solutions to suit any door closing application.

Developed in conjunction with installers, the Briton 2100 Series builds on the engineering excellence of previous Briton door controls by incorporating one of the simplest, quickest and most accurate installation systems available.

This combination of engineering quality and good looks creates a truly versatile architectural solution for even the most 'Extra Heavy Duty' applications.

The range also includes electromagnetic models particularly suited to applications where specific requirements of BS8300 and Approved Document M of the Building Regulations (England & Wales) need to be satisfied.

The Briton 996 Series is designed specifically for use in areas where a conventional door closer could be inconvenient or would impede the flow of people in medium or high traffic applications, such as a cinema foyer or hospital corridor.

The use of electromagnetic hold open door closers is recommended in applications which are designed to achieve the levels of accessibility called for in the Disability Discrimination Act and to satisfy the requirements of Approved Document M (2004) of the Building Regulations.



55 Clifton Road • Cambridge CB1 7EF  
**Telephone** 01223 414121 • **Fax** 01223 411002 • **Email** sales@acornironmongery.com  
**Website** www.acornironmongery.com

Whilst Acorn Architectural Ironmongery Limited has taken every care to ensure the accuracy of information, data or advice contained in this literature, no liability in respect of such information or advice, whether given negligently or not, can be accepted by the company. Acorn Architectural Ironmongery Limited retains the right to amend the technical specification of any range of equipment shown without notice.

Produced by Refresh Media Design Limited.